


System with Flexibility

The only laundry dosing system you'll ever need

A bold statement but such is the flexibility of SEKO's Wash Series that we are confident that our claim is true. SEKO's Wash Series provides ultimate flexibility regardless of the size of professional laundry. Its component based design can be specified to make tailoring to a specific need or site easy.

System configuration on initial set up makes the system completely modular. Each item is connected to the CANbus network and needs to be identified. Once completed, all the items can be replaced without the need for further set up, while the same individual items can be identified and replaced should a fault occur, or maybe additional items are needed to expand the capability of the installation.



Your Choice, Our Commitment

In the modern Globalised world, being a privately owned Company has significant benefits especially for our Customers, our Partners. For over 40 years, SEKO has developed a Global organisation able to take the longer view, manage the pressure of the now, and to plan for the long term, delivering true Partnership for our Customers, with transparency and mutual respect for each other.

Whether it's for our reknown flexibility, our attention to detail, the high-quality products, or just the way we do business, we understand that it's Your Choice to do business with us. It is Our Commitment to fulfill your needs wherever you, our Customers are.



For more information about our portfolio, worldwide locations, approvals, certifications, and local representatives, please visit www.seko.com

As part of a process of on-going product development, SEKO reserves the right to amend and change specifications without prior notice. Published data may be subject to change.

© SEKO, Layout and origin: UK, 850003-WAS_en, 03.2018

SEKO

Wash System Series Professional Laundry Dosing Systems



Your Choice, Our Commitment

Wash System Series

Intelligent laundry dosing at your fingertips

Designed and built on the back of an extensive and in depth understanding of the laundry market, fine tuned in collaboration with customers from around the world, SEKO's Wash System Series provides ultimate flexibility for any operator whilst allowing accurate control of the total laundry operation, helping to manage consumption of chemical, water and energy within the overall wash process with class leading management information available as required. Wash System Series offers class leading remote control of the dosing equipment from anywhere in the world, allowing ultimate customer support.

Remote management of the dosing systems

The Wash System series uses either a pc, tablet or phone to be programmed and works independently from any operating system/hardware. It works in any web browser on any internet enabled device. No special software is required, and it can be used with a PC or Mac Computer, or any smart communication device.

Data on Demand

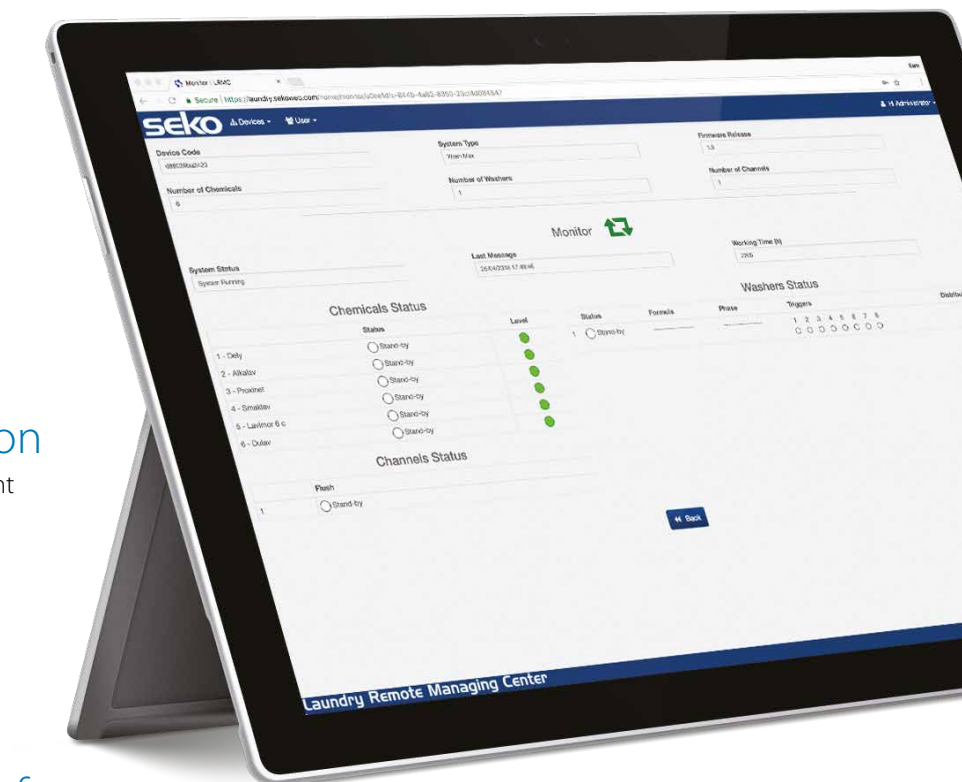
The web connection provides detailed reports providing detailed management information for any operator regardless of their location in the world or the time of day or night. On a purpose-built website, visible on any smart device or PC, operators and managers can access data relating to real time and historic chemical consumption, formula usage, which programs are running on which machine, and whether chemical levels are low or if there is a fault in the system. This on top of information about real time wash loads and total loads washed providing the most important management information for an efficient laundry.



WiFi/Lan direct connection
to allow local programming of the equipment



HTML programming interface
compatible with all internet browsers for any device as PC, tablet and smart device



WashMax

Professional Laundry Dosing System

The WashMax system is aimed at on premise laundry operators. Designed to allow OPL Laundry Managers to control accurately their overall operation, helping to reduce over consumption of chemical, water and energy within the overall wash process. It also offers the possibility to control the dosing equipment anywhere in the world allowing remote customer support.

WashMax can be optionally equipped with a PoD (Proof of Dosing) system, that ensures precise and steady dosage quantity, regardless of any variability in the condition of the chemical product or feeder tube.



Features

Modular system configurable for up to 16 chemicals and 50 formulas

Parametric dosing of the wash formula based on the washer extractor capacity

Reliable communication between modules via CANBus

Wide range power supply 100 - 240 VAC

Up to 8 inputs for trigger interface module (SIM) optically insulated 12VDC 24 - 240 VAC

Turn key system

Quick uploading and downloading of parameters and formulas

WashMaster

Professional Laundry Dosing System

WashMaster was designed for professional laundries requiring the highest levels of dosing accuracy for washer extractors up to 100kg. The peristaltic multi pump features a high capacity "H" pump head allowing a flow rate of up to 100 l/h. WashMaster also features self-adjusting calibration, making installation and maintenance easy. To further ensure accuracy in dosing, WashMaster as standard comes with a "Proof of Dosing" (PoD) flowmeter which ensures that regardless of tube degradation or flow rate, that the right amount of chemical is dosed reducing wastage and risks of overconsumption.

Pump head

"H" pump heads provide up to 100l/h flow rate while the "tube break device" on the peristaltic pump version of Wash offer instant notification of potential issues allowing for reduced down time and unexpected costs resulting from chemical wastage or chemical damage. Triple rollers ensure even squeeze pressure to the pinch tubes helping prolong their life.

Features

Modular system configurable for up to 10 washer extractors, with 16 chemicals and up to 50 formulas

Parametric dosing of the wash formula based on the washer extractor capacity

Reliable communication between modules via CANBus

Wide Range Power Supply 100 - 240 VAC

Up to 8 inputs for Trigger interface module (SIM) optically insulated 12VDC 24 - 240 VAC

Turn key system

Quick uploading and downloading of parameters and formulas

Flow meter

A geared flow meter measures the amount of chemical dosed compensating for tube degradation ensuring accurate dosage and reduced chemical wastage through over dosing. Does not require recalibration.



WiFi box

WashMaster WiFi box enables the system to talk to its various components and also enables the remote management of the dosing system via any pc or smart device providing both operational management capability as well as key management information data on demand.


Flush sequence

WashMaster includes a flush sequence both at initial set up and then before and after each chemical dosage ensuring the full chemical dose is delivered to the distributor valve block, but also clearing the tube of chemical residue ensuring non chemical contamination and helping to prolong the life of the squeeze tubes by reducing the chemical contact time to a minimum.

WashUltra

Professional Laundry Dosing System

Aimed directly at operators of the larger industrial laundry operations, WashUltra is a pneumatic dosing system designed specifically for this application, offering large flow rate dosing capabilities from a single pneumatic diaphragm pump and multiple valve inlets for distribution in a single or double flushing line. As standard WashUltra comes with a "Proof of Dosing" flow meter to ensure accurate dilution control and features an inbuilt self-adjusting calibration. As with the other products in the Wash Series, WashUltra allows remote management of the dosing system and provides critical management information through the "sekoweb" portal.



Features

Modular system configurable for up to 10 washer extractors, with 16 chemicals and up to 50 formulas

Parametric dosing of the wash formula based on the washer extractor capacity

Reliable communication between modules via CANBus

Wide Range Power Supply 100 - 240 VAC

Up to 8 inputs for Trigger interface module (SIM) optically insulated 12VDC 24 - 240 VAC

Turn key system

Quick uploading and downloading of parameters and formulas

